

PRL

TECHNICAL NOTE

PRL-TN-86-55

FORTRAN CODE FOR DECODING IPS
DATA

By

A.D. Bobra, B.H. Shah and

M.S. Patel

1986

Physical Research Laboratory
Ahmedabad-380009

DOCUMENT CONTROL AND DATA SHEET

-
1. REPORT NO. : PRL : TN-86-~~121~~ 55
-
2. TITLE AND SUBTITLE : " FORTRAN CODE FOR
DECODING IPS DATA "
3. REPORT DATE : August, 1986
4. TYPE OF REPORT : Technical
Note
5. PAGES : 25
6. PRICE : Unpriced
7. NO. OF REFERENCES : 5
-
8. AUTHORS : A.D. Bobra, B.H. Shah and M.S. Patel
-
9. a) PURPOSE : DATA PROCESSING
b) USEFUL FOR : DECODING IPS DATA
-
10. ORIGINATING UNITS/DIVISIONS AND ADDRESS :
- Physical Research Laboratory
Navrangpura
Ahmedabad- 380 009
-
11. SPONSORING AGENCY : Nil
-
12. ABSTRACT : Data is recorded on the digital magnetic
tape at the three field-stations of the IPS
project, using a digital data acquisition
system. FORTRAN Code described here is
used to decode the data & system status, and
creates a data file on the Disk.
-
13. KEYWORDS : Data Processing, FORTRAN CODE
-
14. DISTRIBUTION STATEMENT : Distribution Unlimited
-
15. SECURITY CLASSIFICATION : Unclassified
-

FORTTRAN CODE FOR DECODING IPS DATA

A.D. Bobra, B.H. Shah and M.S. Patel
Physical Research Laboratory
Ahmedabad-380009

Abstract

We present a software program to decode the IPS data, available on digital magnetic tapes from the three IPS field stations, using DEC-10 Systems at PRL. The decoded data is available in a disk file which can be used for further scientific analysis. These programs are written keeping in mind the simplicity, as they are to be used basically to check the IPS system performance. These programs are not by any way the final programs. Lot of improvement could be done to make them more efficient.

Introduction

Large amount of data is being collected at the three field stations (viz. Thaltej, Rajkot and Surat) of the IPS project using digital data acquisition system (DAS). Fig. 1 shows a simple block diagram of the DAS installed at each of the three IPS field stations. The system consists of a IST (Indian Standard Time) and a SDT (Sidereal Time) digital clocks. The IST clocks at each station is synchronized, to National time standard signal (ATA) being transmitted from Delhi, within few msec. The DAS has sub-systems like a HEX ENCODER, a SOURCE LIBRARY, a MUX CONTROLLER, Sample and hold (S & H), Analog to Digital

Converter (A/D C), a DATA MULTIPLEXER and a PERTEC INTERFACE. The output of correlation receiver is digitized at an interval of 48 millisecond using S & H and 1 12-bit A/D C. The source library can store information for about 250 radio sources. These information include the SDT ON time, SDT OFF time, beam code, low frequency attenuation etc. The data multiplexer multiplexes the A/D C data and the system status information, and the same is recorded on a magnetic tape using a PERTEC interface and PERTEC digital magnetic tape recorder. Fig. 2 shows the sequence of system-status information as multiplexed by the 1 bit-multiplexer. The information includes the IST from msec to Hour and number of day, the Station Code, Source Code, Beam Code, SDT ON time and the synchronisation word (Sync. Word). The A/D C output (12 bit each for SIN and COS) is encoded with the status bits as shown in Fig. 3. This is the PERTEC format which is in the byte mode. It is important to note that each PERTEC byte has 6 bit of data, 1 bit zero, and 1 bit of status. Thus the entire status bit sequence of 32 digit takes 128 bytes. These cycles are repeated. The record length of the digital magnetic tape is 1024 bytes (256 samples each of COS and SIN). Thus in a record the status information is repeated 8 times. The time interval between two PERTEC records is 12288 msec.

In order to verify the functioning of the DAS, we need to check this status information at the end of each day, so that any malfunctioning of the system can be rectified immediately without loss of data.

CODE DESCRIPTION

The program consists of the following routines - COPYMD (main program) ICONS, SETIND, RMOVE, HEADER, SYNC, DATED.C, BEAMDC, SOURCE, DKFILE and PRI (See the flow chart in Fig. 4). These routines have the following functions:

- (1) COPYMD is the main driver routine. This routine initializes the program parameters such as open files, open magnetic tape unit, initializes the array and the decoding procedure.
- (2) ICONS finds the sync-word constant in the beginning of the program. This is then used for comparison with what is decoded from the magnetic tape.
- (3) SETIND initializes the magnetic tape operations for industry compatible mode. The IPS data is recorded in a byte mode on 9-track magnetic tape. By this routine we set DEC-10 to work in a 32-bit word machine.

- (4) RMOVE moves the given number of bits from a given starting point of a DEC word, to the other DEC word, from the beginning of the specified position of this new word. This is used to assemble the 12 bit data word of COS and SIN and to form the Status-digits. This has been written in MARCO to have highest efficiency.
- (5) HEADER decodes the status information of IST, day, station name, beam number, source name etc. using:
- (a) SYNC - which checks the Sync. word first.
 - (b) DATEDC - which decodes the date and IST upto millisecond.
 - (c) BEAMDC - which decodes the beam number from the beam code.
 - (d) SOURCE - which decodes the source name, Station name, SDT on time from the status digits.
- (6) DKFILE - once data is decoded, it is stored on a Diskfile. This is done in a recordwise manner. A label on top of the disk record is put to show the observing station, source name, beam number etc.
- (7) PRI - This prints out the first line of each record of the disk file. So that the DAS operation could be checked.

A listing of the code together with detailed comments and a sample output is shown at the end. Using part of this program one can also print the values in HEX-DECIMAL FORMAT which is used to check the operation of PERTEC-magnetic tape recorder.

Acknowledgements

We would like to express our gratitude to Prof. R.V. Bhonsle and Dr. S.K. Alurkar for their encouragement. We would like to thank Mr. G.G. Dholakia for useful discussions during the development of the program and for timely help at various stages. Thanks are also due to Dr. S.S. Degaonkar for his valuable suggestions in preparing this note.

References

1. Alurkar S.K., Bhonsle R.V., Sharma R., Bobra A.D., Sohanlal, Nirman N.S., Venat P. and Sethia G.: "A Correlation interferometer for Interplanetary scintillation observations", JIETE, 28, 577, 1982.
2. TOPS-10/20 FORTRAN Language manual AA-N383A-TK Digital Equipment Corporation.
3. DEC System-10 Processor Reference Manual AA-H391A-TK Digital Equipment Corporation.
4. TOPS-10 Monitor Calls Volume 1 AA-0974D-TB Digital Equipment Corporation.
5. TOPS-10 Monitor Calls Volume 2 AA-K039A-TB Digital Equipment Corporation.

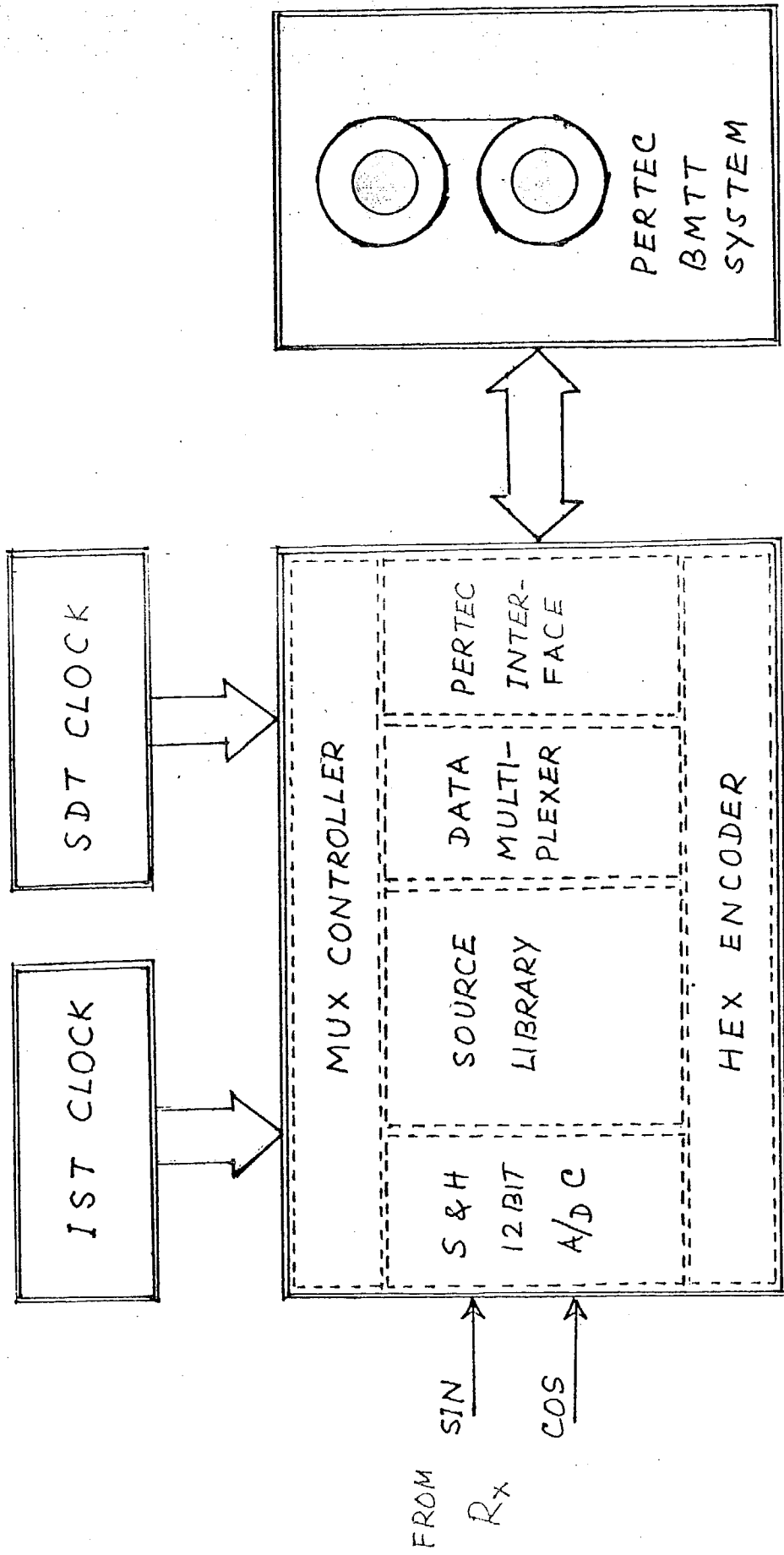


Fig.1- IPS DAS BLOCK DIAGRAM

M. SEC		SEC	MIN	HR	DAY	STN. CODE	SOURCE CODE	LF ATTN.	BEAM CODE	SDT ON		SYNC. WORD												
										MIN	HR													
U	T	H	U	T	U	T	H	U _H	T _H	U _H	T _H	U _H	T _H	U	T	U	T	O	F	F	O	F	O	F

Fig 2-IPS SYSTEM STATUS INFORMATION
(DAS FORMAT)

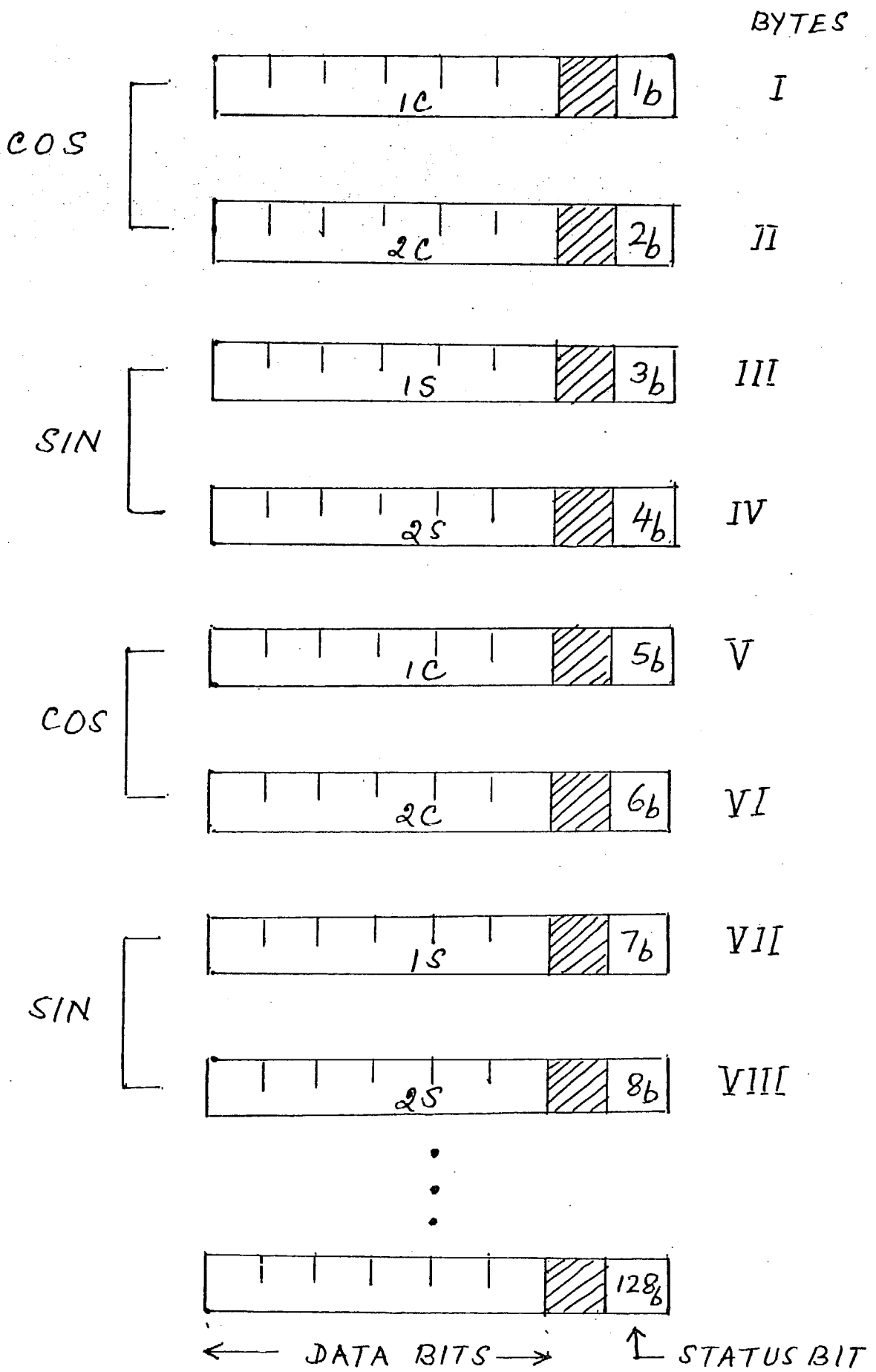


Fig 3- IPS DATA AND STATUS INFORMATION
(PERTEC FORMAT)

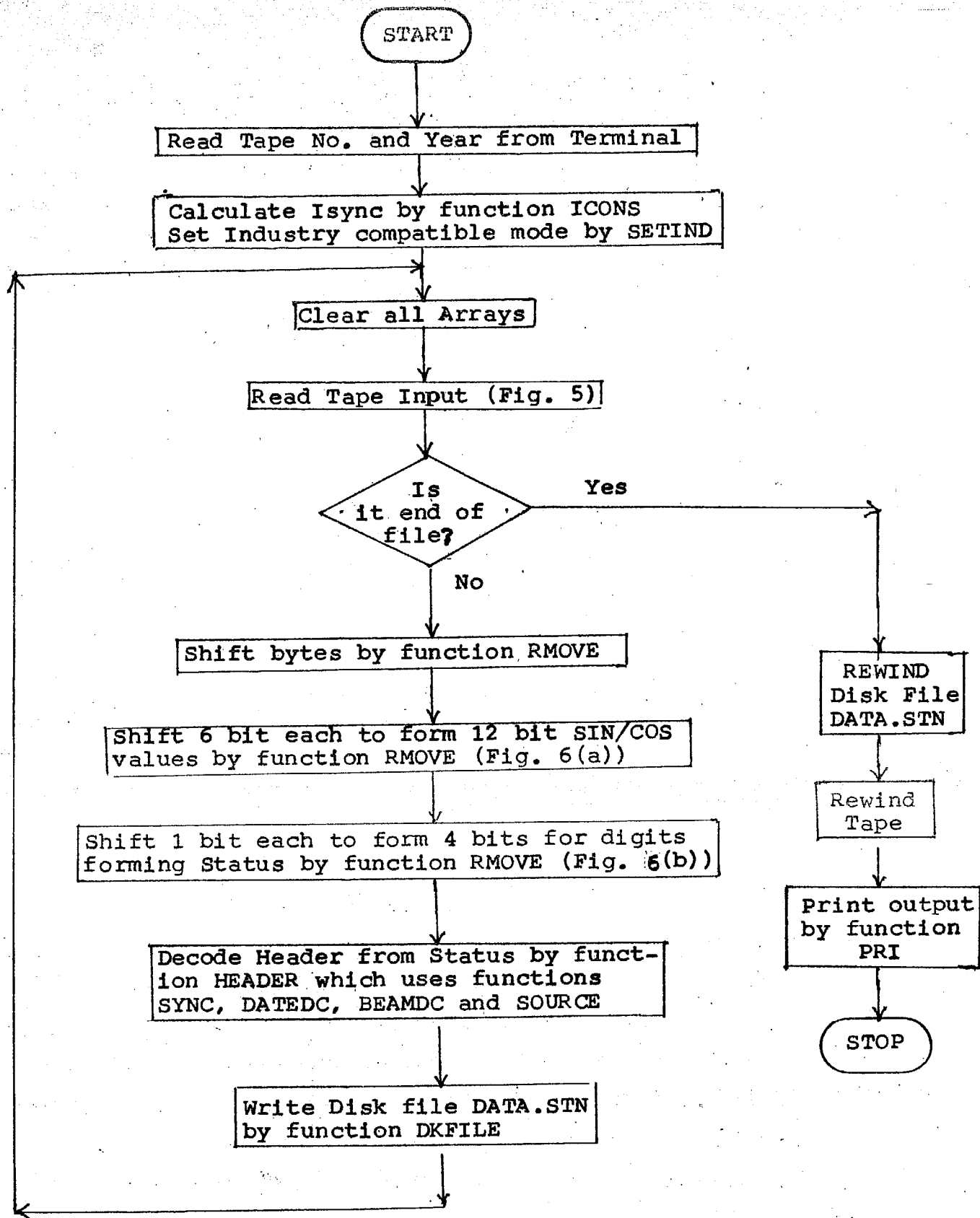
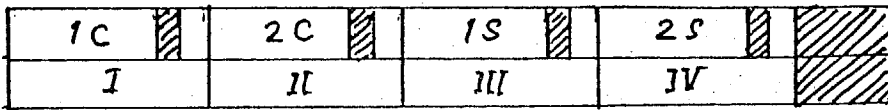



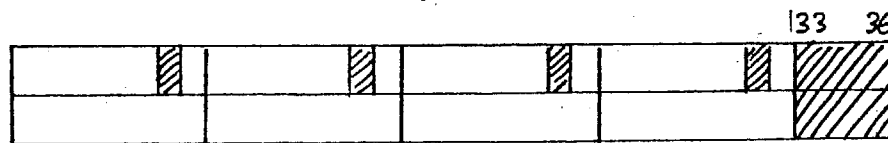
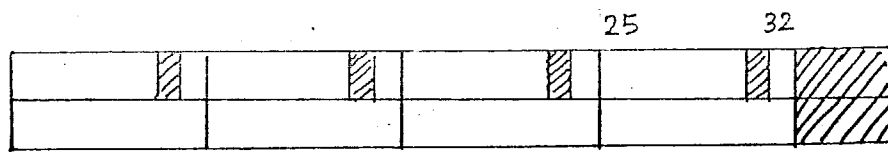
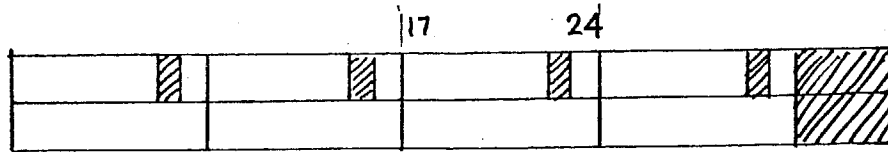
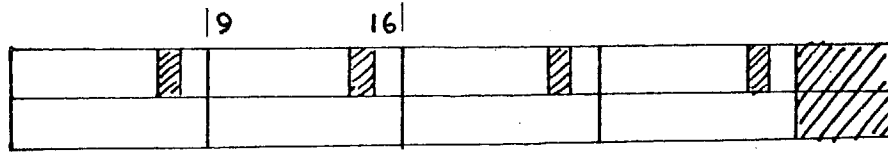
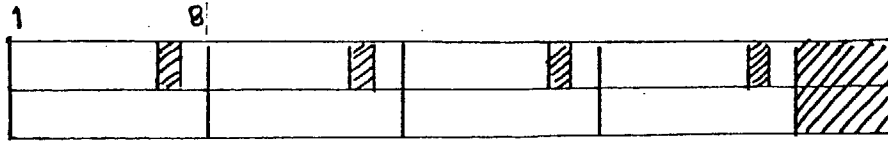
Fig. 4. Schematic Flow Chart of the IPS Data Decoding Program.



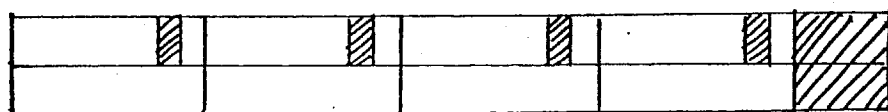
WORD 1



WORD 2



WORD 7



WORD 8

•
•
•

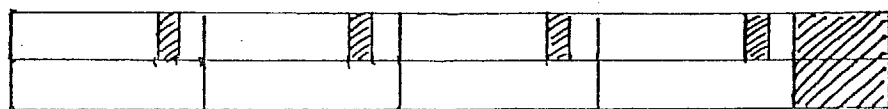


Fig.5 DATA INPUT (DEC 10)

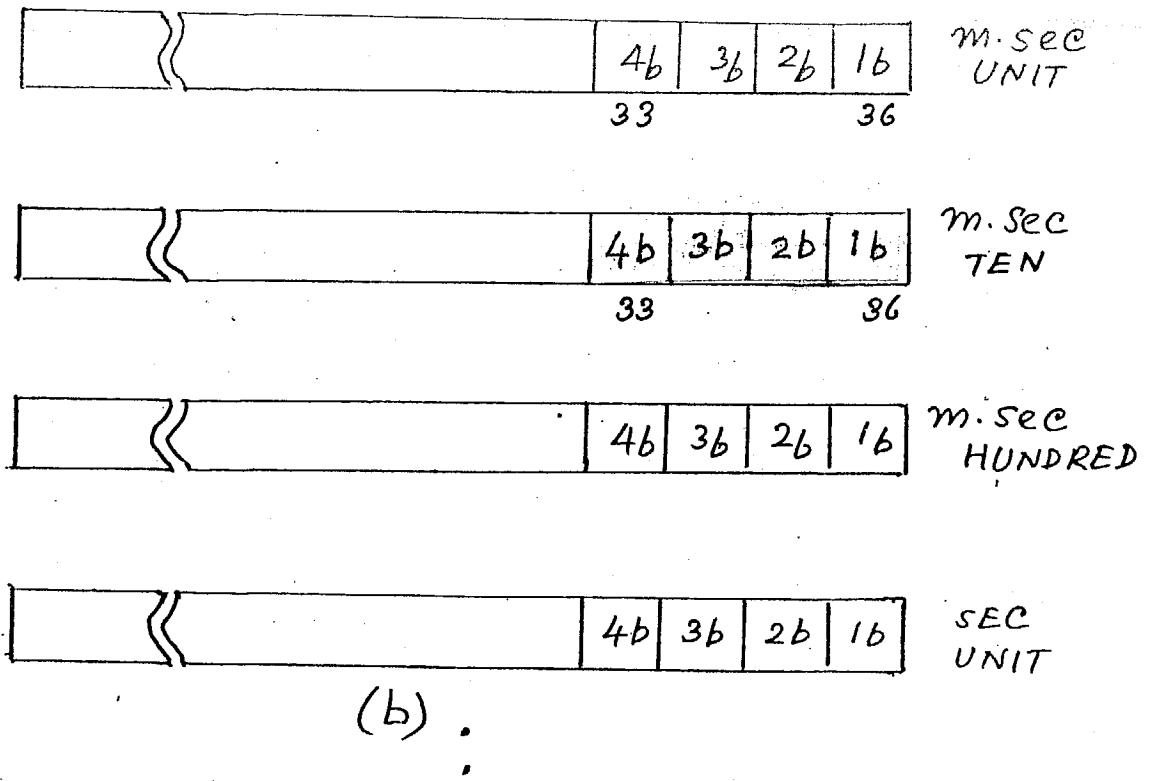
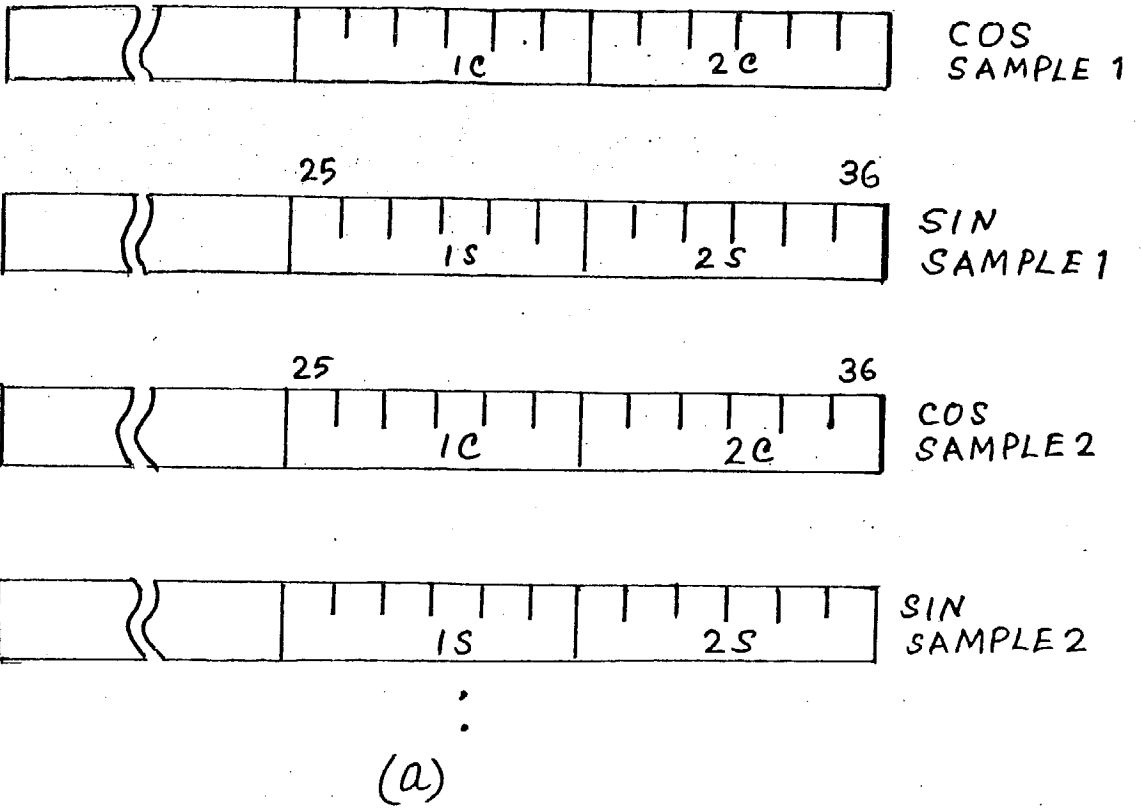


Fig. 6 DATA DECODING
(DEC 10)

Observations.....RAJKOT

source##	3C147	Beam##	13R	Lfa##	0	sdt	on-time##	5h	11m
12- 6-1986	10h 53m 13s	105msec	1974	2102	1979	2107	1979	2107	1974
12- 6-1986	12h 25m 12s	337msec	1967	2095	1969	2097	1973	2101	1975
12- 6-1986	12h 25m 24s	625msec	1863	2119	1863	2119	1867	2123	1867
12- 6-1986	12h 25m 36s	913msec	1965	2093	1975	2103	1971	2099	1975
12- 6-1986	12h 25m 49s	201msec	1935	2127	1937	2129	1935	2127	1937
12- 6-1986	12h 26m 1s	489msec	1901	2093	1903	2095	1903	2095	1899
12- 6-1986	12h 26m 13s	777msec	1957	2149	1953	2145	1959	2151	1955
12- 6-1986	12h 26m 26s	65msec	1861	2117	1919	2111	1858	2114	1919
12- 6-1986	12h 26m 38s	353msec	1947	2139	1879	2135	1881	2137	1947
12- 6-1986	12h 26m 50s	641msec	1885	2141	1871	2127	1873	2129	1870
12- 6-1986	12h 27m 2s	929msec	1874	2130	1877	2133	1867	2123	1865
12- 6-1986	12h 27m 15s	217msec	1899	2155	1891	2147	1886	2142	1885
12- 6-1986	12h 27m 27s	505msec	1909	2165	1909	2165	1906	2162	1903
12- 6-1986	12h 27m 39s	793msec	1907	2163	1903	2159	1899	2155	1906
12- 6-1986	12h 27m 52s	81msec	1963	2155	1907	2163	1907	2163	1918
12- 6-1986	12h 28m 4s	369msec	1857	2177	1861	2181	1859	2179	1863
12- 6-1986	12h 28m 16s	657msec	1865	2185	1867	2187	1873	2193	1879
12- 6-1986	12h 28m 28s	945msec	1859	2179	1915	2171	1909	2165	1911
12- 6-1986	12h 28m 41s	233msec	1863	2183	1919	2175	1858	2178	1865
12- 6-1986	12h 28m 53s	521msec	1859	2179	1863	2183	1919	2175	1863
12- 6-1986	12h 29m 5s	809msec	1857	2177	1858	2178	1861	2181	1867
12- 6-1986	12h 29m 18s	97msec	1879	2199	1879	2199	1883	2203	1882
12- 6-1986	12h 29m 30s	385msec	1873	2193	1869	2189	1867	2187	1877
12- 6-1986	12h 29m 42s	673msec	1875	2195	1875	2195	1867	2187	1863
12- 6-1986	12h 29m 54s	961msec	1903	2223	1903	2223	1913	2233	1914
12- 6-1986	12h 30m 7s	249msec	1901	2221	1893	2213	1893	2213	1893
12- 6-1986	12h 30m 19s	537msec	1906	2226	1910	2230	1903	2223	1901
12- 6-1986	12h 30m 31s	825msec	1902	2222	1905	2225	1897	2217	1898
12- 6-1986	12h 30m 44s	113msec	1911	2231	1915	2235	1914	2234	1919
12- 6-1986	12h 30m 56s	401msec	1859	2243	1915	2235	1911	2231	1917
12- 6-1986	12h 31m 8s	689msec	1810	2258	1873	2257	1814	2262	1807
12- 6-1986	12h 31m 20s	977msec	1917	2237	1911	2231	1909	2229	1911
12- 6-1986	12h 31m 33s	265msec	1851	2235	1795	2243	1794	2242	1919
12- 6-1986	12h 31m 45s	553msec	1809	2257	1873	2257	1877	2261	1877
12- 6-1986	12h 31m 57s	841msec	1799	2247	1803	2251	1799	2247	1803
12- 6-1986	12h 32m 10s	129msec	1907	2291	1907	2291	1901	2285	1903

DECODED DATA

.....OPERATIONAL DETAILS.....

```
*Mount your tape on magnetic tape unit with IPS Logical name.
*Delete DATA,THA,DATA,RAJ _DATA,SUR, if exist.
*RUN COPYMD(342,107,IPS)
* Tape-Name : tname      ;tname is the tape name.
* Year      : n          ;n is the year of data.
*
*
*After execution it will generate a out-put data file on disk -
a print-out for each record.
*Rewind and Unload the tape.
*
```

.....PROGRAMME LISTING.....

```
*
*
*
C This is A FORTRAN program to decode and copy
C the ips data from magnetic tape to disk.
```

```
C FILE NAME:::: COPYMD.FOR
```

```
C BY:::::::::: A.D. BOBRA
```

```
C Data first read from the tape and decoded
C to give you the the status and the
C integer values of the data points.
```

```
C The disk files are created depending on the
C station code decoded from the data.
```

```
C DATA,THA      DATA,RAJ      DATA,SUR
```

```
C subroutines required
```

```
C ICONS,REMOVE,HEADER,SYNC,DATEDC,BEAMDC,SOURCE,
```

```
C DKFILE,PRI.
```

```
C dimension ia(2048),ib(512),ic(2048),id(512)
```

```
C dimension ie(512),istat(10)
```

```
C character*3 bm
```

```
C character*9 src,obs,tape
```

```
C common/head/idy,imon,iyer,ib,im,isec,imsc,src,
```

```
1 obs,bm,lfa,isch,isdm
```

```
C common/flag/nflg(16)
```

```
C nrec=1024
```

```
10 type15 ;accept20,tape ;type25 ;accept*,iyer
```

```
15 format(' Tape-Name : ',s)
```

```
20 format(a)
```

```
25 format(' Year      : ',s)
```

```
C
C
C now generat the sync word
```

```
C
C
C call icons(isync)
```

now position the tape and read the data

```
n=0
jj=nrec/4
open(unit=17,device='IPS',mode='dump')
call setind
50 n=n+1
do i=1,2048
ia(i)=0 ;ic(i)=0
end do
do i=1,512
ib(i)=0 ;id(i)=0 ;ie(i)=0
end do
read(unit=17,err=999,iostat=istat(1),end=888)ia
if(istat(1).eq.1)then
goto 888
end if
```

now decode the data using REMOVE and store the "header data" in the ib array then assemble the 'cos' and 'sin' values in the 'id' and 'ie' array respectively.

```
do k=1,jj
kk=(k-1)*4
call Rmove(ia(k),1,8,ic(kk+1),29)
call Rmove(ia(k),9,8,ic(kk+2),29)
call Rmove(ia(k),17,8,ic(kk+3),29)
call Rmove(ia(k),25,8,ic(kk+4),29)
call rmove(ia(k),1,6,id(k),25)
call rmove(ia(k),9,6,id(k),31)
call rmove(ia(k),17,6,ie(k),25)
call rmove(ia(k),25,6,ie(k),31)
end do
```

now data is available in the byte mode transfer in the 'ib' - array for digits.

```
l=1
do j=1,JJ
k=(j-1)*4
call Rmove(ic(k+1),36,1,ib(1),36)
call Rmove(ic(k+2),36,1,ib(1),35)
call Rmove(ic(k+3),36,1,ib(1),34)
call Rmove(ic(k+4),36,1,ib(1),33)
l=l+1
end do
```

```
now      ib      header
         id      cos
         ie      sin
```

```
call header(ib,isync)
call dkfile(ib,id,ie,n,jj,tape)
```

if eof not detected then return to top


```

goto 50
888 write(5,200)istat(1)
200 format(5x,'eof detected..',i3)
goto 500
999 write(5,300)istat(1)
300 format(5x,'read error detected..',o9)
500 continue
rewind (55)
call pri
close (55)
stop
end
*****
subroutine icons(isync)

This is to find the constant
equal to [00FF0F0F] in hex.

isync=2**23+2**22+2**21+2**20+2**19+2**18+
1      2**17+2**16+2**11+2**10+2**9+2**8+
1      2**3+2**2+2**1+2**0

return
stop
end
*****
subroutine header(ic,isync)
This is the subroutine to decode the
header of the ips data
giving the source,day,date,beam,station
and the IST time.
12 bit - 3 digit      1-3   milli-second
8       - 2           4-5   second
8       - 2           6-7   minute
8       - 2           8-9   hour
12      - 3           10-12 day
8       - 2           13-14 station code
8       - 2           15-16 source code
8       - 2           17-18 low freq. attenuation
8       - 2           19-20 beam code
8       - 2           21-22 SDT on time minute
8       - 2           23-24                hour
32      - 8           25-32 Sync word [00FF0F0F]

dimension ic(512)
character*9 obs,src
character*3 bm
common/head/idy,imon,iyer,ih,im,isec,imsc,
1 src,obs,bm,lfa,isdh,isdm
common/flag/nflg(16)
First check the Sync.Word.
icyc=0
10 icyc=icyc+1
call sync(ic,icyc,isync)
if(icyc.gt.8)goto 50
if(nflg(1).eq.0)then

```

```

goto 20
else
goto 10
end if
Now decode the date and time.
c
20 continue
call datedc(ic,icyc)
if(nflg(2).eq.1)then
goto 10
else
goto 30
end if
Now decode the beam number.
c
30 continue
call beamdc(ic,bm,icyc)
if(nflg(3).eq.1)then
goto 10
else
goto 40
end if
Now decode the Source.
c
40 continue
call source(ic,icyc)
if((nflg(4).eq.1).or.(nflg(5).eq.1).or.(nflg(6).eq.1))then
goto 10
else
goto 60
end if
60 continue
return
stop
end
*****      *****      *****      *****
subroutine sync(ic,icyc,isync)

```

```

c
c This is to decode the synchronization word
c the word is 00FF0F0F
c If the sync.word is wrong iflg(1) is set to
c '1' and returned to main program else it is '0'.
c

```

```

dimension ic(512)
common/flag/iflg(16)
iflg(1)=0
ni=(icyc-1)*32
j1=ni+32
j2=ni+31
j3=ni+30
j4=ni+29
j5=ni+28
j6=ni+27
j7=ni+26
j8=ni+25

```

```

c
c convert the sync word value
c

```

```

k1=ic(j1)
k2=ic(j2)*(16**1)
k3=ic(j3)*(16**2)
k4=ic(j4)*(16**3)
k5=ic(j5)*(16**4)
k6=ic(j6)*(16**5)
k7=ic(j7)*(16**6)
k8=ic(j8)*(16**7)

```

```

now sum them up

```

```

jj=k1+k2+k3+k4+k5+k6+k7+k8

```

```

if(jj.eq,1sync)then

```

```

return

```

```

else

```

```

write(5,1000)jj

```

```

1000 format(5x,'sync word wrong',4x,#z1.1)

```

```

iflg(1)=1

```

```

end if

```

```

return

```

```

stop

```

```

end

```

```

*****      *****      *****      *****

```

```

subroutine datedc(ic,ncyc)

```

```

This is the subroutine to decode the date and
IST time from the header block

```

```

information is available in the following
data words as one digit information.

```

day	12	hundred
	11	tenth
	10	unit
hour	9	tens
	8	units
min	7	tens
	6	units
sec	5	tens
	4	units
m-sec	3	hundreds
	2	tens
	1	units

```

if in the first cycle the date etc not all right
one should look into the next block

```

```

(ncyc-1)*32+the value

```

```

If any of the checks are not within the limit
specified then set the iflg(2)='1' else '0'.

```

```

dimension ic(512),l(12),month(13)
character*3 beam
character*9 source,obs
common/flag/nflg(16)
common/head/idy,imon,iyer,ih,im,isc,imsc,source,
1 obs,beam,lfa,isdh,isdm
data month/00,31,59,90,120,151,181,212,243,
1 273,304,334,365/
nflg(2)=0
5 ni=(ncyc-1)*32
do k=1,12
l(k)=ic(ni+k)
end do

```

```

c
iday=l(10)+l(11)*10+l(12)*100
ih=l(8)+l(9)*10
im=l(6)+l(7)*10
isc=l(4)+l(5)*10
imsc=l(1)+l(2)*10+l(3)*100

```

```

c
i=1
10 continue
if(iday.gt.month(i))then
i=i+1
goto 10
else
goto 110
end if
110 continue
ni=i-1
imon=ni
idy=iday-month(ni)
if((idy.gt.31).or.(ih.gt.24).or.(im.gt.60).or
1 .(isc.gt.60))then
nflg(2)=1
return
else
goto 120
end if
120 continue
return
stop
end

```

```

C ***** ***** ***** *****
subroutine beamdc(ic,bm,ncyc)
c This is the program to decode the beam
c from the header data.
c
c data in 19 unit
c 20 tens
c If in first cycle in not all right then
c process the 2nd cycle the data
c in then available in the
c
c ( ncyc-1)*32+19 unit

```

(ncyC-1)*32+20 tens

If the checks are not within the specified limits then set iflg(3)='1', else '0'.

```
dimension code(32),ic(512)
character*3 bm,code
common/flag/nflg(16)
data code/'16L','15L','14L','13L','12L','11L','10L',
1 '9L','8L','7L','6L','5L','4L','3L','2L',
1 '1L','1R','2R','3R','4R','5R','6R',
1 '7R','8R','9R','10R','11R','12R',
1 '13R','14R','15R','16R'/
```

```
nflg(3)=0
il=(ncyC-1)*32+19
ih=(ncyC-1)*32+20
i=ic(il)+ic(ih)*16
ni=i+1
if(ni.gt.32)then
write(5,100)ni,ncyC
format(5x,'beam-code wrong/cyc = ',2i4)
nflg(3)=1
return
end if
```

```
bm(1:3)=code(ni)
return
stop
end
*****      *****      *****      *****
subroutine source(ic,ncyC)
```

This is the sub-routine to decode the source name, station code, low-freq attenuation, and SDT on time in hours and minutes

source code in	15	unit	
	16	tens	in hex
lf attenuation	17	unit	
	18	tens	decimal
station	13	unit	
	14	tens	hex
sdt on time	21	minute	unit
	22		tens
	23	hour	unit
	24		tens

station	Thaltej(Old-unit)	c1	-193
	Thaltej(New-unit)	d2	-210
	Surat	cd	-205
	Rajkot	c9	-201

```

dimension ic(512),stn(4),sourc(256),istncd(4),ix(32)
character*3 bm
character*9 sourc,src,stn,obs
common/flag/flag(16)
common/head/id,imn,iyer,ih,im,isc,imsc,src,obs,
1 bm,lfa,isdh,isdm
data stn/'Thaltej','Thaltej','SURAT','RAJKOT'/
data sourc/'3C2','3C9','3C13','3C15','3C19','3C20',
1 '3C22','3C23','3C26','3C33','3C34','3C36',
1 '3C39','3C42','3C43','3C44',
1 '3C47','3C48','3C49','3C53','3C54','3C55',
1 '3C56','3C65','3C67','3C68.1','3C68.2','3C71','3C74',
1 '3C82','3C84','3C89','3C90','3C91','3C93.1','3C96',
1 '3C98','3C99','3C103','3C105','3C108','3C111','3C115',
1 '3C119','3C120','3C123','3C124','3C125','3C128',
1 '3C133','3C134','3C136','3C137','3C138','3C144',
1 '3C147','3C152','3C153','3C154','3C158','3C159',
1 '3C161','3C169.1','3C172','3C173','3C175','3C175.1',
1 '3C181','3C183','3C186','3C190','3C191','3C194',
1 '3C194.1','3C196','3C196.1','3C197','3C197.1','3C198',
1 '3C202','3C208','3C210','3C211','3C212','3C213.1',
1 '3C216','3C217','3C218','3C219','3C220.2','3C222',
1 '3C223','3C225','3C226','3C228','3C230','3C234',
1 '3C235','3C236','3C237','3C238','3C239','3C241',
1 '3C245','3C247','3C251','3C252','3C254','255',
1 '3C256','3C263.1','3C264','3C265','3C266','3C267',
1 '3C268','3C268.8','3C270','3C270.1','3C272','3C273',
1 '3C274','3C275','3C275.1','3C277.3','3C279','3C280',
1 '3C280.1','3C284','3C286','3C287','3C288.1','3C289',
1 '3C291','3C293','3C293.1','3C294','3C295','3C297',
1 '3C298','3C299','3C300.1','3C303','3C304','3C310',
1 '3C311','3C315','3C316','3C317','3C318','3C318.1',
1 '3C321','3C324','3C326.1','3C327','3C331','3C336',
1 '3C337','3C338','3C342','3C344','3C345','3C346',
1 '3C348','3C349','3C352','3C353','3C354','3C355',
1 '3C356','3C359','3C364','3C368','3C372','3C380',
1 '3C400.1','3C405','3C409','3C410','3C411','3C431',
1 '3C432','3C433','3C437.1','3C438','3C441','3C442',
1 '3C445','3C446','3C449','3C452','3C453','3C454',
1 '3C454.3','3C455','3C456','3C459','3C461','3C463',
1 '3C465','3C466','3C468','3C470','SS433','CTA21',
1 'CP0950','CP1133','CP1919','VFP','S252A','GG1d4',
1 'IRC20431','IRC20540','NGC2175','IRC20127'/

```

```

inc=(ncyc-1)*32
istncd(1)=193
istncd(2)=210
istncd(3)=205
istncd(4)=201
do i=13,24
ix(i)=inc+i
end do

```

```
c
c
do i=4,8
iflg(1)=0
end do
```

```
c
c
now data available in the ic array
station code
```

```
c
i1=ix(13)
i2=ix(14)
jj=ic(i1)+ic(i2)*16
i=1
```

```
10 continue
if(jj.eq.istncc(i))then
obs=stn(i)
goto 1000
else if(i.gt.4)then
iflg(4)=1
write(5,100)jj,ncyc
100 format(3x,"station code wrong ",2i5)
goto 1000
else
i=i+1
goto 10
end if
1000 continue
```

```
c
c
source code
```

```
c
i1=ix(15)
i2=ix(16)
jj=ic(i1)+ic(i2)*16
src=sourc(jj)
```

```
c
c
Now low-freq attenuation
```

```
c
i1=ix(17)
i2=ix(18)
jj=ic(i1)+ic(i2)*10
lfa=jj
if(jj.gt.16)then
write(5,200)jj,ncyc
200 iflg(5)=1
format(3x,"lf attenuation wrong",2i5)
goto 2000
end if
2000 continue
```

```
c
c
sdt-on time in decimal
```

```
c
i1=ix(21)
```

```

12=ix(22)
13=ix(23)
14=ix(24)
jj=ic(i1)+ic(i2)*10
kk=ic(i3)+ic(i4)*10
isdm=jj
isdh=kk
if((isdm.gt.60).or.(isdh.gt.24))then
iflg(5)=1
write(5,300)jj,kk,ncyc
300  format(3x,'sdt on time wrong ',3i6)
goto 3000
end if
3000 continue
return
stop
end
C *****
c subroutine dkfile(ic,id,ie,nr,nrec,tape)
c This file is used to create the
c disk file after every thing is ok.
c
c data is available in the common head
c and the id, ie, array
c nr... represents the record no.
c this is necessary so that the
c common header information can be
c kept in the begining and need
c not be repeated every time.
c
c tape.. this the tape name or number
c
c nrec.. this is the record length in the
c original data stream.
c
c dimension ic(512),id(512),ie(512)
c character*3 bm
c character*9 src,obs,tape,nfile
c common/head/iday,imon,iyer,ih,im,is,imsc,src,obs,bm,
1 lfa,isdh,isdm
c
c
c now first if this is the first record then open
c the new file,and write the standard information
c
c
c ir=nr
c if(ir.eq.1)then
c write(nfile,100)obs
100 format('data.'a3)
TYPE *,'NFILE.....',NFILE
open(unit=55,device='dskc',file=nfile,status='new',
1 form='formatted')
write(55,200)tape,obs
200 format(20x,'Tape label.....',a9,/,20x,
1 'Observations.....',a9,/)
write(55,300)src,bm,lfa,isdh,isdm

```



```
300 format(3x,'Source ',a9,3x,'Beam ',a3,3x,'lfa ',  
1 i3,3x,'sdt on-time ',i3,'h',1x,i3,'m',//)
```

```
end if
```

```
now continuous data stream to be written
```

```
write(55,400)iday,imon,iyer,ih,im,is,imsc,(id(i),  
1 ie(i),i=1,nrec)  
400 format(3x,i2,'-',i2,'-',i4,3x,i2,'h ',i2,'m ',  
1 i2,'s ',i3,'msec ',5x,512(215))  
return
```

```
stop
```

```
end
```

```
*****
```

```
SUBROUTINE PRI
```

```
This is the program to take the print of the
```

```
This is the program to take the print of the
```

```
data for the reference for the ips files
```

```
When executed the program asks for the file
```

```
after supplying the correct file the data
```

```
is printed on the lpt.
```

```
THIS PROGRAM IS WRITTEN BY M.S. PATEL OF COMPUTER CENTER.
```

```
character*B2 aa
```

```
10 read(55,20,end=100)aa ;print25,aa ;goto10
```

```
20 format(a)
```

```
25 format(1x,a)
```

```
100 stop ;end
```

```
*****
```

```
;THIS PROG. MOVES SPECIFIED NO. OF BIT(S) FROM THE INPUT WORD  
;TO SPECIFIED OUTPUT WORD
```

```
*****
```

```
* BY MRS B H SHAH (COMP. CENTER) *
```

```
* *
```

```
* CALL RMOVE(X,SX,NX,Y,SY) *
```

```
* ALL ARE INTEGER VALUE *
```

```
* X INPUT WORD X *
```

```
* SX STARTING BIT POSITION IN INPUT WORD X *
```

```
* NX NO. OF BITS TO BE MOVED FROM INPUT WORD X *
```

```
* Y GIVEN OUTPUT WORD *
```

```
* SY STARTING BIT POSITION IN Y *
```

```
* *
```

```
*****
```

```
RMOVE:: X=1 ;INPUT WORD X
```

```
SX=2 ;STARTING BIT POSITION IN INPUT WORD X
```

```
NX=3 ;NO. OF BITS TO BE MOVED FROM INPUT WORD X
```

```
NX1=12
```

```
Y=4 ;GIVEN OUTPUT WORD
```

```
SY=5 ;STARTING BIT POSITION IN Y
```

SY1=11
RMB=10

```
SAVREG:      MOVEM      17,SAVE+17      ;TO SAVE REG.
MOVEI       17,SAVE
BLT        17,SAVE+16
MOVE       X,@(16)
MOVE      SX,@1(16)
MOVE      NX,@2(16)
MOVE      NX1,NX
MOVE      Y,@3(16)
MOVE      SY,@4(16)
MOVE      SY1,SY
; FOLLOWING 4 INSTRUCTIONS CHECKS THE GIVEN VALUE
; [SX + NX -1 ] < 37
MOVE       7,SX
ADD        7,NX
SUBI       7,1
CAIL      7,D37
JRST      ERR
SUBI       7,D36
MOVE      RMB,7      ;REMAINING BITS TO THE RIGHT
; CHECKING FOR THE GIVEN VALUE SY -NX
; [ SY + NX -1 ] MUST BE < 37
MOVE       7,SY
ADD        7,NX
SUBI       7,1
MOVEM     7,TEMP
CAIL      7,D37
JRST      ERR
SUB        7,7
MOVE      6,X
LSH       6,(RMB) ;REMOVE REMAINING BITS (RIGHT)
MOVN     3,3
ROTC     6,(3)
SUBI     5,1
MOVN     5,5
LSH     7,(5)
DDB1:    MOVEM     7,ANS1
MOVE     7,SY1
SUBI     7,1
DDB2:    MOVEM     7,SHF1
MOVEI    7,D36
SUB      7,NX1
MOVN     7,7
DDB3:    MOVEM     7,SHF2
MOVEI    7,D36
SUB      7,TEMP
DDB4:    MOVEM     7,SHF3
SETO     7,
MOVE     1,SHF1
DDB5:    LSH      7,(1)
MOVE     1,SHF2
LSH     7,(1)
MOVE     1,SHF3
LSH     7,(1)
```

```

SETO 6,
XOR 6,7
AND 6,Y
MOVE 1,ANS1
OR 6,1
MOVEM 6,@3(16)
RESTOR: MOVSI 17,SAVE
BLT 17,17
POPJ 17,
RET: POPJ 17,
ERR: OUTSTR (ASCIZ 'ERROR IN INPUT -JOB CANCELED ')
; EXIT
JRST RESTOR
SAVE: BLOCK 20
ANS1: BLOCK 1
SHF1: BLOCK 1
SHF2: BLOCK 1
SHF3: BLOCK 1
TEMP: BLOCK 1
END

```

```

C
C *****
C
C

```

```

ENTRY SETIND
MOVE
SETIND: MOVE 0,(3,,BLK)
TAPOP.
HALT
POPJ 17,
BLK: 2007
SIXBIT/IPS/
2
END

```

```

C *****
C *****
C *****

```